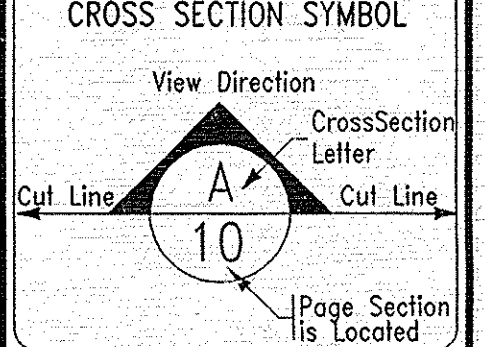
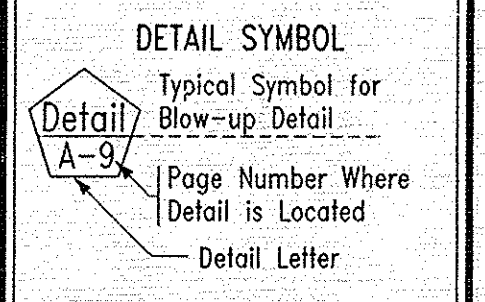
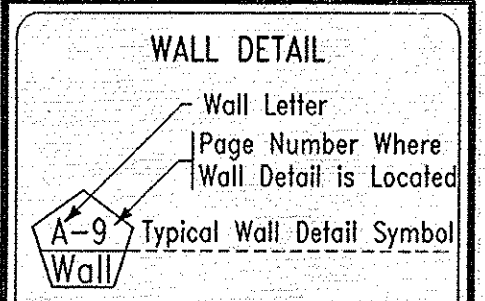


Electrical Notes:

- All Exterior Wall Outlets to be Wrapped in Poly
- Confirm Outlet Locations with Owner Prior to Installation
- Confirm All Accessory Wiring That May Need to be Installed (Speakers, Satellite...)
- Confirm Electrical for Additional Equipment (Air Conditioning, Vacu...)
- Confirm Fixture Specs with Builder & Owner
- Confirm Exterior Yard Lighting
- Wire in Smoke Detector
- Wire for Door Bells of Exterior Doors
- WIRE FOR PRINCIPAL EXHAUST (Code Ref. ABC 9.32.3.4)
 - Provide Dedicated Principal Exhaust fan on Central Control Switch, Control switch to include Interlock between Principal Exhaust fan(s) & Ventilation supply Air Fan.
- SUPPLEMENTAL EXHAUST (Code Ref. ABC 9.32.3.5)
 - All Washrooms Must Have Min. Exhaust Rate of 25 LS
 - All Kitchens Must Have Min. Exhaust Rate of 50 LS
- All Construction is to be of First Quality and is to be Done in Accordance with the National Building Code of Canada, Provincial Building Codes & Local Building Regulations.

Electrical Symbols Legend			
	Electrical Panel		Light Switch
	110 Electrical Outlet		3-way Switch
	220 Electrical Outlet		4-Way Switch
	Weatherproof Outlet		Dimmer Switch
	G.F.I. Outlet		Cable Television Outlet
	Wire for Exhaust Fan		Satellite Dish
	Pull Chain Light		Telephone Outlet
	Wall Mounted Light		Stereo Speaker Outlet
	Ceiling Light		Heat Detector
	Pot Light		Smoke Detector
	Fluorescent Light		Carbon Monoxide Detector
	Wall Mounted Light Motion Sensor Activation		Wall Mounted Pull Station for Fire Alarm
	Emergency Light		Security System Panel
	Emergency Lighting Battery Pack		Exit Sign, Solid State Led Illumination



Stamp:

Notes:



2808 48 Avenue South
Lethbridge, Alberta
T1K-7B3

Phone: 403-329-6106
Fax: 403-329-3364
mackarch@telusplanet.net

- Country Style Home Plans
- City Home Plans
- Additions
- Renovations

Design Team
Project Designer: Jim Mack
Construction Drawings: Rich Mack
Preliminary Drawings: Christina Mack

Client: Hughes

Scale: 1/4" = 1'-0"

Date: Oct. 6/06

Dwg. No. 0-71-6-2s

Sheet Title: Lower Floor Level Electrical Layout

Sheet No. 1717